

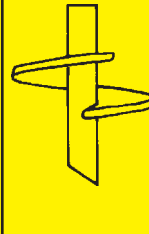
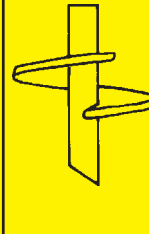
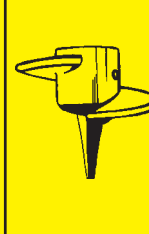
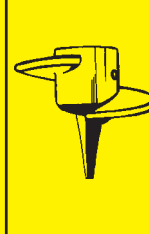
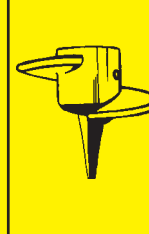
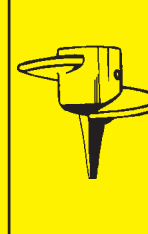



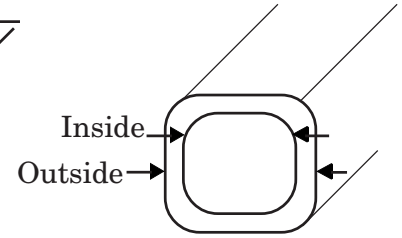


How to Match CHANCE® Anchors and Installing Wrenches

PISA® 6 Anchor (formerly PISA® 5 Anchor)	PISA® 7 Anchor	Standard-Strength PISA® Anchor	Mid-Strength PISA® Anchor	C102-52XX Series TOUGH ONE® Anchor - Small Hub	C102-52XX Series TOUGH ONE® Anchor - Small Hub	C102-50XX Series TOUGH ONE® Anchor - Large Hub	C102-50XX Series TOUGH ONE® Anchor - Large Hub	Installing Wrench Catalog Number	Length (ft.)	Maximum Installing Torque Rating (ft-lbs)	Outside Dim. (inches)	Inside Dim. (inches)	
													
								*C102-1583	7'	10,000	2.16	1.46	Orange
								*C102-1595	3½'	10,000	2.16	1.46	
								*C303-1064	7'	10,000	2.44	1.54	Yellow
								*C303-1063	3½'	10,000	2.44	1.54	
								**C303-0983	7'	15,000	2.44	1.54	Red
								**C303-0982	3½'	15,000	2.44	1.54	
6,000	7,000	4,000	6,000	8,000	10,000	8,000	15,000	Maximum Installation Torque Rating (ft-lbs)					



Inside and outside dimensions correspond to the color coded end of installing wrench.

NOTE: Because Hubbell has a policy of continuous product improvement, we reserve the right to change design and specifications without notice.

